



Atropine+

This leaflet provides a general overview about your compounded Atropine eye drops. Read the following information carefully. If you need any further explanations or information, ask your physician or pharmacist. This compound is available only by prescription from your doctor.

Scan the QR code for the **Spanish version** of this form



Scan the QR code for the **Chinese version** of this form



Active ingredients: Atropine 0.05%

Uses:

- The medication atropine 0.05% is a sterile topical anticholinergic for ophthalmic use. Atropine is a reversible antagonist of muscarine-like actions of acetyl-choline and is therefore classified as an antimuscarinic agent.

When it should not be used: Please check and be aware of the beyond use date. Do not use any medication past the date indicated. Sterile items should be discarded 28 days after initial opening.

Dosage form: Compounded clear, colorless, sterile eye drop solution. If not, discard. Supplied in a clear LDPE plastic bottle, a clear dropper tip and a red polypropylene cap.

Proper use of this medication:

- Sterile compounds should be checked upon receipt and again immediately prior to each use for discoloration, particulates, or any other change from the normal expected appearance of a medication that may indicate it is deteriorated or contaminated.
- If you have any concern taking this compounded medication with your current medications, please discuss with your doctor prior to use.
- If more than one topical ophthalmic drug is being utilized, the drugs should be administered at least ten minutes apart.
- Unless otherwise directed by your doctor, remove your contacts before administering drops and leave out for 15 minutes before putting your contacts back in.
- Do not rub your eye following drop application.
- Use this medication as prescribed by your doctor. To help you remember, use at the same time(s) each day.
- Do not use this medication more often or for longer than prescribed because doing so may increase your risk of side effects. Continue to use this medication for the full time prescribed.
- Do not change the dosage of the drug without consulting your doctor. If you must stop treatment contact your doctor immediately.
- To avoid possible contamination of the container, keep the tip of the container away from contact with any surface, including your eye.

Usual adult dosage: The appropriate dosage and duration of treatment will be established by your doctor.

Missed dose: It is important to apply your medication as prescribed by your doctor. If you miss a dose, apply it as soon as possible. However, if it is almost time for the next dose, skip the missed dose and go back to your regular dosing schedule.

Side effects (rare): Include stinging/burning of the eye(s) or bitter taste in the mouth upon application of the medication.

Storage instructions: Keep the bottle upright and tightly closed. Store at room temperature. Do not refrigerate upon receipt. Store away from light, children, and pets.

Proper disposal:

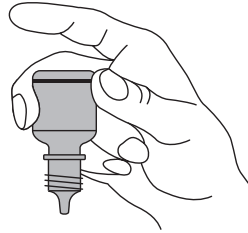
- If any medication is not used by the beyond use date on your label or is discontinued by the prescriber, please take the medication to the prescriber's office or see if your community provides a take back program. If not, remove any identifying information, remove the medication from the container and throw out in the household trash.
- Visit the U.S. Food and Drug administration website for more details at:
<https://www.fda.gov/consumers/consumer-updates/where-and-how-dispose-unused-medicines>

Notice to Consumers in Maine: Any complaints against the pharmacy may be filed with the complaint coordinator, office of professional and occupational regulation, 35 state house station, Augusta, ME 04333

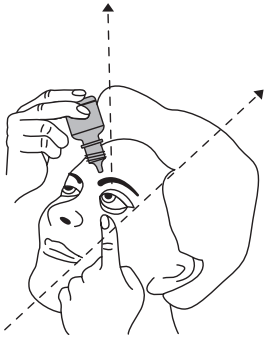
How To Apply Eyedrops



1. Wash hands before each use.
2. Remove the lid. It is not necessary to shake the bottle.



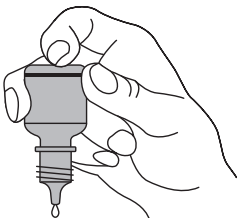
3. Invert the bottle and hold the bottle between your thumb and middle finger, with the tips of the fingers pointing towards you.



4. Tilt your head back and position the bottle above the affected eye.



5. With the opposite hand, pull down the lower eyelid to make a pouch.



6. Hold the dropper directly over your eye, do not touch tip to your eye. Apply gentle pressure to the bottle, and allow drop to flow from the tip to dispense one drop of medication into the pouch. Do not rub your eye.

Frequently Asked Questions

- 1. Are my eye drops covered by insurance?**
No, the eye drops are a combination preparation that is compounded in our pharmacy which insurance does not cover. Our pharmacy is not contracted to bill insurance for reimbursement. This includes Medicare, Medicaid, Tricare, VA, and Commercial insurances.
- 2. Why is my eye drop bottle not full?**
The bottle is a large size for ease of use. The volume of medication has been calculated to be a sufficient amount for your needs. A 3.5mL bottle is approximately one-third full.
- 3. How do I store my eye drops?**
Store your eye drops at room temperature in a dry place. Do not refrigerate upon receipt.
- 4. Can I return my eye drops?**
No, we cannot use them if you send them back. See "proper disposal" on reverse side.

To request a refill or enroll in our auto refill program, please visit www.refillmyosrx.com or call the pharmacy at 855-466-1076. Please allow 3-7 days for shipping.

Your health and safety are our #1 priority. Please contact the pharmacy if you have any updates to your allergies, medication list or medical history.

Contact Info



P: 855.466.1076

F: 406.541.6267

E: info@osrxpharmaceuticals.com

osrxpharmaceuticals.com

1120 Kensington Ave., Missoula, MT 59801